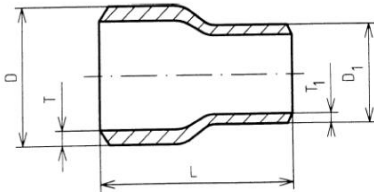
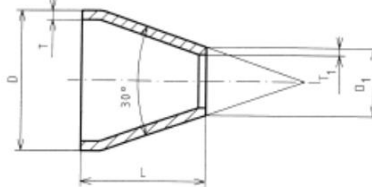


Dimensions et poids de réduction concentrique et excentrique à souder bout à bout EN 10253-1

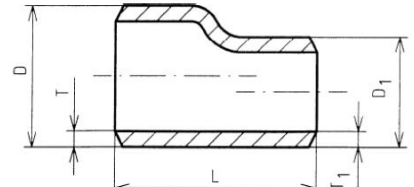
LE RACCORDEMENT



RC FORME 2



RC FORME 1



RE

Size(NPS)	D	T	D1	T1	L forme 1	L forme 2	L RE	Poids forme 1 (Kg)	Poids forme 2 & RE (Kg)
3/4 X 1/2	26.9	2.3	21.3	2.0	NA	38	38		0.11
1 X 3/4	33.7	2.6	26.9	2.3	35	51	51	0.070	0.14
1 1/4 X 1	42.4	2.6	33.7	2.6	51	51	51	0.100	0.20
1 1/4 X 3/4	42.4	2.6	26.9	2.3	39	51	51	0.130	
1 1/2 X 1 1/4	48.3	2.6	42.4	2.6	38	64	64	0.110	0.24
1 1/2 X 1	48.3	2.6	33.7	2.6	55	64	64	0.160	
1 1/2 X 3/4	48.3	2.6	26.9	2.3	67	64	64	0.120	
2 X 1 1/2	60.3	2.9	48.3	2.6	50	76	76	0.210	0.40
2 X 1 1/4	60.3	2.9	42.4	2.6	61	76	76	0.260	
2 X 1	60.3	2.9	33.7	2.6	77	76	76	0.330	
2 1/2 X 2	76.1	2.9	60.3	2.9	63	89	89	0.340	0.70
2 1/2 X 1 1/2	76.1	2.9	48.3	2.6	84	89	89	0.450	
2 1/2 X 1 1/4	76.1	2.9	42.4	2.6	95	89	89	0.500	
3 X 2 1/2	88.9	3.2	76.1	2.9	56	89	89	0.380	0.900
3 X 2	88.9	3.2	60.3	2.9	86	89	89	0.590	
3 X 1 1/2	88.9	3.2	48.3	2.6	108	89	89	0.750	
4 X 3	114.3	3.6	88.9	3.2	90	102	102	0.920	1.600
4 X 2 1/2	114.3	3.6	76.1	2.9	114	102	102	1.170	
4 X 2	114.3	3.6	60.3	2.9	143	102	102	1.460	
5 X 4	139.7	4.0	114.3	3.6	88	127	127	1.190	2.50
5 X 3	139.7	4.0	88.9	3.2	135	127	127	1.800	
5 X 2 1/2	139.7	4.0	76.1	2.9	159	127	127	2.120	
6 X 5	168.3	4.5	139.7	4.0	94	140	140	1.780	3.80
6 X 4	168.3	4.5	114.3	3.6	141	140	140	2.630	
6 X 3	168.3	4.5	88.9	3.2	189	140	140	3.420	
8 X 6	219.1	6.3	168.3	4.5	130	152	152	3.910	6.50
8 X 5	219.1	6.3	139.7	4.0	170	152	152	5.680	
8 X 4	219.1	6.3	114.3	3.6	210	152	152	6.410	

• Dimensions en mm